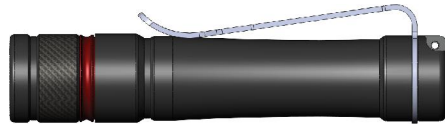


D25 AAA Mini



<http://www.eagtac.com>



Quick Specifications

Runtime*	0.7/1.5/6 hrs
Output levels	3
Circuit	A300M
Battery type**	1xAAA or 1x10440
Voltage	0.9V-4.2V

* Tested using eneloop xx AAA battery (950mAh)

** Button-top battery (battery with protruding positive terminal) is required. Use new and high quality battery to yield better runtime, output, and to prevent battery leakage. Remove battery when the flashlight is not going to be used for an extended time period.

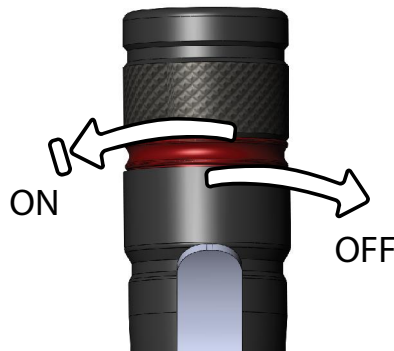
Quick Start

Unscrew the head and insert new battery with positive terminal facing the front. Replace and tight the head to turn on the flashlight at low output. Loose and tight again to reach next output level. Loose the head to turn off the flashlight.

Level Output

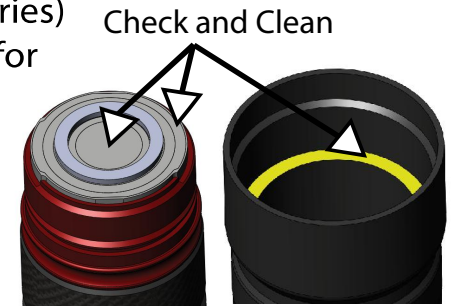
1st	100%
2nd	30%
3rd	8%

plus: Seven auxiliary outputs



Maintenance

Periodically clean o-rings with a lint free cloth and apply a thin coating of EAGTAC Synthetic PTFE lubricant Grease. Clean battery contact (see picture below) and use a small drop of Deoxit red cleaner solution (D series) to slightly lube them for better conductivity.



"No Hassle" EAGTAC Warranty

For repair, replacement, or other inquiries contact your EAGTAC dealer. You can also reach our customer support via email at support@eagletac.com. We warrant our flashlights to be free from defects in workmanship and materials. We will repair, replace at our option, without charging any product or part which is found to be defective under normal use within 120 months from the date of purchase with the proof of purchase.

Electronics, chargers and rechargeable batteries are covered for a period of 12 months with purchase receipt. Such repair or replacement shall be the purchaser's sole and exclusive remedy under this warranty. Normal wear and tear including batteries draining is not covered, nor is damage resulting from modification, misuse, abuse, neglect, battery leakage, improper maintenance or repaired by anyone other than EAGTAC LLC.